

FrontRunners

A white graphic element consisting of a square with a diagonal cut, positioned to the right of the 'FrontRunners' text.

MANUFACTURING SOFTWARE

June 2017

Gartner

Software Advice  TM



CONTENTS

4

Introduction

6

Defining Manufacturing Software

7

The Quadrant

8

Manufacturing FrontRunners Index

33

Runners Up

36

Methodology Basics



FRONTRUNNERS

- 9 **SAP Business One**
- 10 **Oracle JD Edwards EnterpriseOne**
- 11 **IQMS**
- 12 **SYSPRO**
- 13 **Deltek Costpoint**
- 14 **Infor VISUAL**
- 15 **Exact Macola**
- 16 **SAP Manufacturing Execution**
- 17 **Microsoft Dynamics 365**
- 18 **MIE Trak Pro**
- 19 **TrueERP**
- 20 **Acumatica Cloud ERP**
- 21 **IFS Applications**
- 22 **Global Shop Solutions One-System ERP**
- 23 **Cetec ERP**
- 24 **xTuple Manufacturing Edition**
- 25 **abas ERP**
- 26 **Statii**
- 27 **Datacor Chempax**
- 28 **Solumina**
- 29 **ECi M1**
- 30 **Made2Manage ERP**
- 31 **Epicor Manufacturing**
- 32 **PBS Manufacturing**

INTRODUCTION

This FrontRunners analysis is a data-driven assessment identifying products in the Manufacturing market that offer the best capability and value for small businesses. For a given market, products are evaluated and given a score for the capability (x-axis) and value (y-axis) they bring to users. FrontRunners then plots the top 25-30 products in a quadrant format.

In the [Manufacturing FrontRunners graphic](#), the Capability axis starts at 2.50 and ends at 4.20, while the Value axis starts at 2.30 and ends at 4.30.

To be considered for the Manufacturing FrontRunners, a product needed a minimum of 10 user reviews, a minimum capability user rating score of 3.2 and a minimum value user rating score of 3.4. In most cases, we evaluate hundreds of products and feature 20-25 as FrontRunners; all products that qualify as FrontRunners are top performing products in their market.

Each product falls within a designated quadrant based on their axis scores. Dependent on the specific needs of the software buyer, a product placed in any quadrant category could be a good fit.

QUADRANT CATEGORIES:

- » **Upper Right = Leaders:** Leaders are all-around strong products. They offer a wide range of functionality to a wide range of customers. These products are considered highly valuable by customers.
- » **Upper Left = Masters:** Masters may focus more heavily on certain key features or market segments than Leaders do. If you need a more specialized set of functionality without bells and whistles, then a product in the Masters quadrant might be right for you.
- » **Lower Right = Pacesetters:** Pacesetters may offer a strong set of features, but are not rated as highly on value. For example, a Pacesetter might offer greater functionality, but cost more.
- » **Lower Left = Contenders:** Contenders may focus on a more specialized set of capabilities that are priced at a higher point. This makes them ideal for companies willing to pay more for specific features that meet their unique needs.

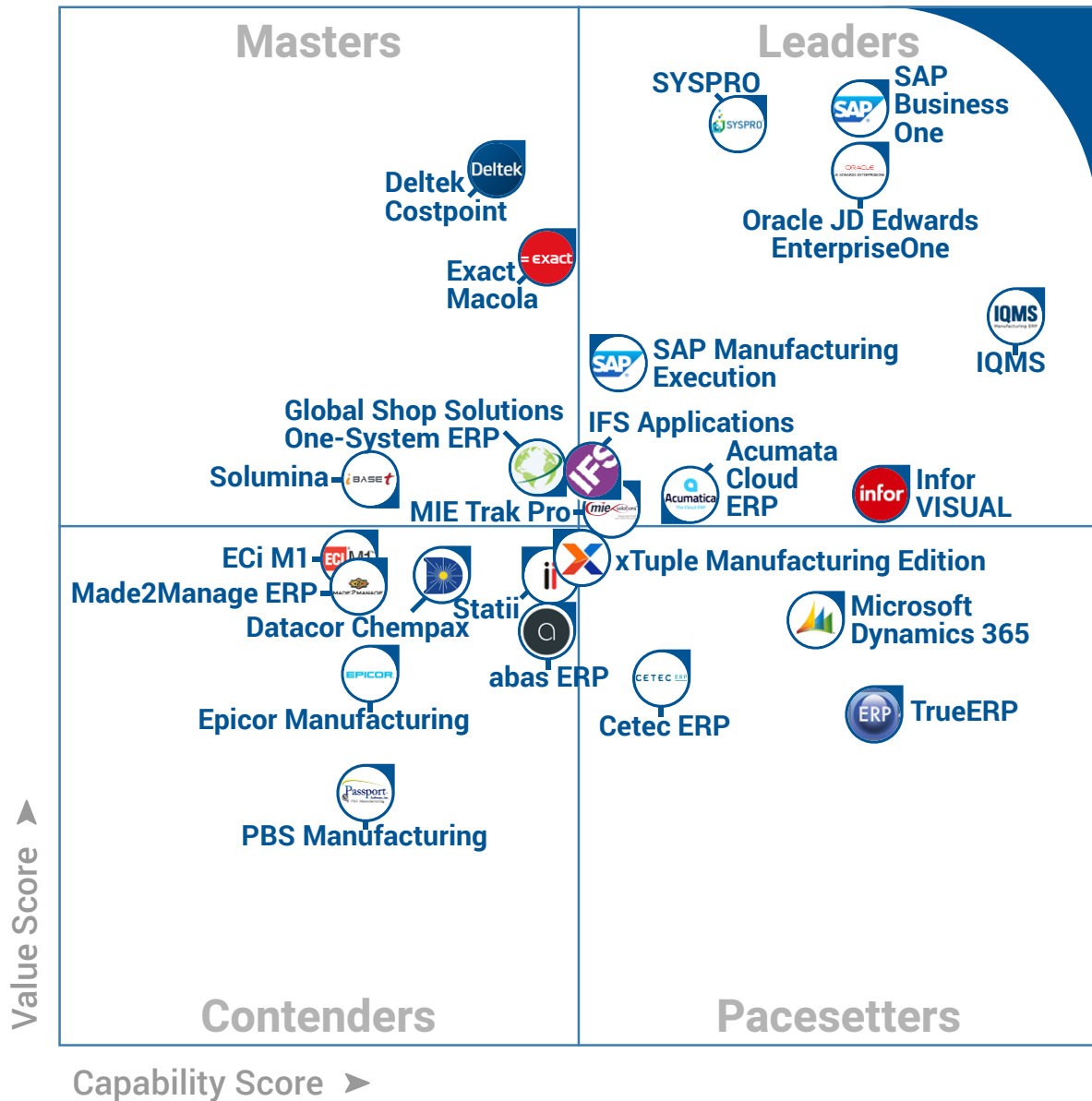
DEFINING MANUFACTURING SOFTWARE

Manufacturing software helps organizations manage the planning and execution of manufacturing processes.

Software Advice's FrontRunners quadrant is focused on the North American Manufacturing software market. We identify this set of core capabilities for the Manufacturing software category: **material requirements planning (MRP)**, **manufacturing execution system (MES)**, **quality management** and **product lifecycle management**, as well as at least one of the following: **configure/price/quote (CPQ)**, **financial management**, **asset management**, **human resources (HR)**, **customer relationship management (CRM)**, **business intelligence (BI)** and/or **supply chain management (SCM)**.

In addition, we identify some related features that organizations purchasing Manufacturing software may also need or wish to consider: sales management, field service management and warehouse management.

THE QUADRANT



All products that qualify as FrontRunners are top performing products in their market.

MANUFACTURING FRONTRUNNERS INDEX

9	SAP Business One
10	Oracle JD Edwards EnterpriseOne
11	IQMS
12	SYSPRO
13	Deltek Costpoint
14	Infor VISUAL
15	Exact Macola
16	SAP Manufacturing Execution
17	Microsoft Dynamics 365
18	MIE Trak Pro
19	TrueERP
20	Acumatica Cloud ERP
21	IFS Applications
22	Global Shop Solutions One-System ERP
23	Cetec ERP
24	xTuple Manufacturing Edition
25	abas ERP
26	Statii
27	Datacor Chempax
28	Solumina
29	ECi M1
30	Made2Manage ERP
31	Epicor Manufacturing
32	PBS Manufacturing

SAP BUSINESS ONE

FRONTRUNNERS SCORECARD

QUADRANT PLACEMENT: LEADERS

The scores below are based on numeric value between 1 and 5.

CAPABILITY	3.88	VALUE	4.26
Capability User Rating	4.14	Value User Rating	4.02
Functionality Breadth	3.15	Adoption Score	4.50
Features	2.40	Customer Base	4.60
Integrations	3.90	Reviews Volume	3.60
Confidence Score	4.10	Google Searches	5.00
Customer Base	4.60	Skills Base	4.60
Employee Base	4.00		
Customer Growth	3.90		
Employee Growth	3.90		

Software Advice 

ORACLE JD EDWARDS ENTERPRISEONE FRONTRUNNERS SCORECARD

QUADRANT PLACEMENT: LEADERS

The scores below are based on numeric value between 1 and 5.

CAPABILITY	3.88	VALUE	4.12
Capability User Rating	3.98	Value User Rating	3.98
Functionality Breadth	3.85	Adoption Score	4.27
Features	4.00	Customer Base	4.50
Integrations	3.70	Reviews Volume	3.60
Confidence Score	3.70	Google Searches	4.00
Customer Base	4.50	Skills Base	4.50
Employee Base	5.00		
Customer Growth	1.90		
Employee Growth	3.40		

Software Advice 

IQMS

FRONTRUNNERS SCORECARD

QUADRANT PLACEMENT: LEADERS

The scores below are based on numeric value between 1 and 5.

CAPABILITY	4.12	VALUE	3.81
Capability User Rating	4.28	Value User Rating	4.06
Functionality Breadth	4.25	Adoption Score	3.55
Features	3.60	Customer Base	3.30
Integrations	4.90	Reviews Volume	5.00
Confidence Score	3.65	Google Searches	3.10
Customer Base	3.30	Skills Base	3.30
Employee Base	2.80		
Customer Growth	4.00		
Employee Growth	4.50		

Software Advice 

SYSPRO

FRONTRUNNERS SCORECARD

QUADRANT PLACEMENT: LEADERS

The scores below are based on numeric value between 1 and 5.

CAPABILITY	3.69	VALUE	4.22
Capability User Rating	4.32	Value User Rating	4.42
Functionality Breadth	3.30	Adoption Score	4.02
Features	3.60	Customer Base	4.20
Integrations	3.00	Reviews Volume	4.50
Confidence Score	2.80	Google Searches	2.80
Customer Base	4.20	Skills Base	4.20
Employee Base	2.70		
Customer Growth	2.50		
Employee Growth	1.80		

Software Advice 

DELTEK COSTPOINT

FRONTRUNNERS SCORECARD

QUADRANT PLACEMENT: MASTERS

The scores below are based on numeric value between 1 and 5.

CAPABILITY	3.23	VALUE	4.12
Capability User Rating	4.10	Value User Rating	4.11
Functionality Breadth	1.65	Adoption Score	4.13
Features	1.50	Customer Base	4.00
Integrations	1.80	Reviews Volume	4.90
Confidence Score	3.08	Google Searches	3.30
Customer Base	4.00	Skills Base	4.30
Employee Base	3.40	Software Advice 	
Customer Growth	2.50		
Employee Growth	2.40		

Software Advice 

INFOR VISUAL

FRONTRUNNERS SCORECARD

QUADRANT PLACEMENT: LEADERS

The scores below are based on numeric value between 1 and 5.

CAPABILITY	3.91	VALUE	3.43
Capability User Rating	4.01	Value User Rating	3.74
Functionality Breadth	4.15	Adoption Score	3.12
Features	4.00	Customer Base	3.60
Integrations	4.30	Reviews Volume	1.80
Confidence Score	3.48	Google Searches	3.70
Customer Base	3.60	Skills Base	3.00
Employee Base	3.90		
Customer Growth	3.60		
Employee Growth	2.80		

Software Advice 

EXACT MACOLA

FRONTRUNNERS SCORECARD

QUADRANT PLACEMENT: MASTERS

The scores below are based on numeric value between 1 and 5.

CAPABILITY	3.35	VALUE	3.94
Capability User Rating	4.22	Value User Rating	4.27
Functionality Breadth	2.10	Adoption Score	3.62
Features	1.80	Customer Base	4.30
Integrations	2.40	Reviews Volume	1.50
Confidence Score	2.85	Google Searches	3.60
Customer Base	4.30	Skills Base	4.00
Employee Base	3.30	Software Advice 	
Customer Growth	1.30		
Employee Growth	2.50		

SAP MANUFACTURING EXECUTION

FRONTRUNNERS SCORECARD

QUADRANT PLACEMENT: LEADERS

The scores below are based on numeric value between 1 and 5.

CAPABILITY	3.38	VALUE	3.71
Capability User Rating	3.49	Value User Rating	3.56
Functionality Breadth	2.75	Adoption Score	3.87
Features	1.20	Customer Base	3.70
Integrations	4.30	Reviews Volume	3.10
Confidence Score	3.80	Google Searches	4.90
Customer Base	3.70	Skills Base	3.90
Employee Base	4.00		
Customer Growth	3.60		
Employee Growth	3.90		

Software Advice 

MICROSOFT DYNAMICS 365

FRONTRUNNERS SCORECARD

QUADRANT PLACEMENT: PACESETTERS

The scores below are based on numeric value between 1 and 5.

CAPABILITY	3.81	VALUE	3.17
Capability User Rating	3.95	Value User Rating	4.04
Functionality Breadth	4.20	Adoption Score	2.30
Features	3.60	Customer Base	1.80
Integrations	4.80	Reviews Volume	2.40
Confidence Score	3.13	Google Searches	4.20
Customer Base	1.80	Skills Base	1.80
Employee Base	4.50		
Customer Growth	5.00		
Employee Growth	1.20		


Software Advice 

MIE TRAK PRO

FRONTRUNNERS SCORECARD

QUADRANT PLACEMENT: LEADERS

The scores below are based on numeric value between 1 and 5.

CAPABILITY	3.49	VALUE	3.40
Capability User Rating	4.56	Value User Rating	4.68
Functionality Breadth	2.85	Adoption Score	2.12
Features	2.40	Customer Base	1.50
Integrations	3.30	Reviews Volume	4.60
Confidence Score	2.00	Google Searches	1.90
Customer Base	1.50	Skills Base	1.60
Employee Base	1.90		
Customer Growth	1.00		
Employee Growth	3.60		

Software Advice 

TRUEERP

FRONTRUNNERS SCORECARD

QUADRANT PLACEMENT: PACESETTERS

The scores below are based on numeric value between 1 and 5.

CAPABILITY	3.90	VALUE	2.97
Capability User Rating	4.41	Value User Rating	4.32
Functionality Breadth	3.85	Adoption Score	1.62
Features	2.80	Customer Base	1.50
Integrations	4.90	Reviews Volume	2.70
Confidence Score	2.93	Google Searches	1.00
Customer Base	1.50	Skills Base	1.50
Employee Base	1.30		
Customer Growth	4.60		
Employee Growth	4.30		

Software Advice 

ACUMATICA CLOUD ERP

FRONTRUNNERS SCORECARD

QUADRANT PLACEMENT: LEADERS

The scores below are based on numeric value between 1 and 5.

CAPABILITY	3.53	VALUE	3.30
Capability User Rating	4.03	Value User Rating	4.34
Functionality Breadth	2.60	Adoption Score	2.27
Features	2.80	Customer Base	2.70
Integrations	2.40	Reviews Volume	1.00
Confidence Score	3.45	Google Searches	2.40
Customer Base	2.70	Skills Base	2.40
Employee Base	2.20		
Customer Growth	4.30		
Employee Growth	4.60		

Software Advice 

IFS APPLICATIONS

FRONTRUNNERS SCORECARD

QUADRANT PLACEMENT: LEADERS

The scores below are based on numeric value between 1 and 5.

CAPABILITY	3.46	VALUE	3.36
Capability User Rating	3.44	Value User Rating	3.45
Functionality Breadth	3.50	Adoption Score	3.27
Features	4.00	Customer Base	3.90
Integrations	3.00	Reviews Volume	1.20
Confidence Score	3.45	Google Searches	3.40
Customer Base	3.90	Skills Base	3.60
Employee Base	3.60		
Customer Growth	3.00		
Employee Growth	3.30		

Software Advice 

GLOBAL SHOP SOLUTIONS

ONE-SYSTEM ERP

FRONTRUNNERS SCORECARD

QUADRANT PLACEMENT: MASTERS

The scores below are based on numeric value between 1 and 5.

CAPABILITY	3.33	VALUE	3.37
Capability User Rating	3.97	Value User Rating	4.01
Functionality Breadth	2.55	Adoption Score	2.73
Features	1.80	Customer Base	3.00
Integrations	3.30	Reviews Volume	4.00
Confidence Score	2.83	Google Searches	1.00
Customer Base	3.00	Skills Base	2.70
Employee Base	2.40	Software Advice 	
Customer Growth	2.80		
Employee Growth	3.10		


Software Advice 

CETEC ERP

FRONTRUNNERS SCORECARD

QUADRANT PLACEMENT: PACESETTERS

The scores below are based on numeric value between 1 and 5.

CAPABILITY	3.57	VALUE	3.03
Capability User Rating	4.36	Value User Rating	4.58
Functionality Breadth	3.05	Adoption Score	1.47
Features	2.80	Customer Base	1.20
Integrations	3.30	Reviews Volume	2.80
Confidence Score	2.50	Google Searches	1.00
Customer Base	1.20	Skills Base	1.30
Employee Base	1.20		
Customer Growth	4.60		
Employee Growth	3.00		

Software Advice 

XTUPLE MANUFACTURING EDITION

FRONTRUNNERS SCORECARD

QUADRANT PLACEMENT: CONTENDERS

The scores below are based on numeric value between 1 and 5.

CAPABILITY	3.29	VALUE	3.30
Capability User Rating	4.49	Value User Rating	4.75
Functionality Breadth	2.45	Adoption Score	1.85
Features	2.80	Customer Base	1.90
Integrations	2.10	Reviews Volume	1.60
Confidence Score	1.73	Google Searches	1.90
Customer Base	1.90	Skills Base	1.90
Employee Base	1.50		
Customer Growth	1.60		
Employee Growth	1.90		

Software Advice 

ABAS ERP

FRONTRUNNERS SCORECARD

QUADRANT PLACEMENT: CONTENDERS

The scores below are based on numeric value between 1 and 5.

CAPABILITY	3.35	VALUE	3.13
Capability User Rating	3.73	Value User Rating	3.63
Functionality Breadth	2.45	Adoption Score	2.63
Features	2.80	Customer Base	2.80
Integrations	2.10	Reviews Volume	2.10
Confidence Score	3.48	Google Searches	1.90
Customer Base	2.80	Skills Base	3.10
Employee Base	2.10		
Customer Growth	4.20		
Employee Growth	4.80		

Software Advice 

STATII

FRONTRUNNERS SCORECARD

QUADRANT PLACEMENT: CONTENDERS

The scores below are based on numeric value between 1 and 5.

CAPABILITY	3.21	VALUE	3.27
Capability User Rating	4.58	Value User Rating	4.65
Functionality Breadth	1.80	Adoption Score	1.88
Features	1.80	Customer Base	1.00
Integrations	1.80	Reviews Volume	4.80
Confidence Score	1.88	Google Searches	2.50
Customer Base	1.00	Skills Base	1.00
Employee Base	1.00		
Customer Growth	4.50		
Employee Growth	1.00		

Software Advice 

DATACOR CHEMPAX

FRONTRUNNERS SCORECARD

QUADRANT PLACEMENT: CONTENDERS

The scores below are based on numeric value between 1 and 5.

CAPABILITY	3.14	VALUE	3.25
Capability User Rating	4.21	Value User Rating	4.10
Functionality Breadth	1.35	Adoption Score	2.40
Features	1.50	Customer Base	2.50
Integrations	1.20	Reviews Volume	2.80
Confidence Score	2.80	Google Searches	1.00
Customer Base	2.50	Skills Base	2.80
Employee Base	1.80		
Customer Growth	1.90		
Employee Growth	5.00		

Software Advice 

SOLUMINA

FRONTRUNNERS SCORECARD

QUADRANT PLACEMENT: MASTERS

The scores below are based on numeric value between 1 and 5.

CAPABILITY	3.03	VALUE	3.33
Capability User Rating	3.73	Value User Rating	4.08
Functionality Breadth	1.70	Adoption Score	2.58
Features	1.00	Customer Base	2.20
Integrations	2.40	Reviews Volume	1.20
Confidence Score	2.95	Google Searches	2.50
Customer Base	2.20	Skills Base	3.70
Employee Base	2.50		
Customer Growth	3.40		
Employee Growth	3.70		

Software Advice 

ECI M1

FRONTRUNNERS SCORECARD

QUADRANT PLACEMENT: CONTENDERS

The scores below are based on numeric value between 1 and 5.

CAPABILITY	2.99	VALUE	3.30
Capability User Rating	3.77	Value User Rating	3.61
Functionality Breadth	1.80	Adoption Score	2.98
Features	2.40	Customer Base	3.40
Integrations	1.20	Reviews Volume	3.30
Confidence Score	2.63	Google Searches	1.00
Customer Base	3.40	Skills Base	3.40
Employee Base	3.00		
Customer Growth	1.90		
Employee Growth	2.20		

Software Advice 

MADE2MANAGE ERP

FRONTRUNNERS SCORECARD

QUADRANT PLACEMENT: CONTENDERS

The scores below are based on numeric value between 1 and 5.

CAPABILITY	3.01	VALUE	3.23
Capability User Rating	3.41	Value User Rating	3.42
Functionality Breadth	2.75	Adoption Score	3.03
Features	4.00	Customer Base	3.10
Integrations	1.50	Reviews Volume	4.20
Confidence Score	2.48	Google Searches	2.80
Customer Base	3.10	Skills Base	2.50
Employee Base	3.10	Software Advice 	
Customer Growth	1.80		
Employee Growth	1.90		

Software Advice 

EPICOR MANUFACTURING

FRONTRUNNERS SCORECARD

QUADRANT PLACEMENT: CONTENDERS

The scores below are based on numeric value between 1 and 5.

CAPABILITY	3.03	VALUE	3.04
Capability User Rating	3.47	Value User Rating	3.43
Functionality Breadth	2.75	Adoption Score	2.65
Features	4.00	Customer Base	2.10
Integrations	1.50	Reviews Volume	3.40
Confidence Score	2.45	Google Searches	3.90
Customer Base	2.10	Skills Base	2.20
Employee Base	3.70	Software Advice 	
Customer Growth	1.30		
Employee Growth	2.70		

Software Advice 

PBS MANUFACTURING

FRONTRUNNERS SCORECARD

QUADRANT PLACEMENT: CONTENDERS

The scores below are based on numeric value between 1 and 5.

CAPABILITY	3.02	VALUE	2.79
Capability User Rating	4.40	Value User Rating	4.27
Functionality Breadth	1.10	Adoption Score	1.32
Features	1.20	Customer Base	1.20
Integrations	1.00	Reviews Volume	2.10
Confidence Score	2.18	Google Searches	1.00
Customer Base	1.20	Skills Base	1.20
Employee Base	1.60		
Customer Growth	1.00		
Employee Growth	4.90		

Software Advice 

RUNNERS UP

Providers listed as **Runners Up** were considered for inclusion in the quadrant, but were ultimately not included for one or more reasons: they did not have enough reviews; they did not meet the reviews score minimum; they did not meet the ultimate Value and Capability minimum scores; or they did not meet our functionality requirements for the market.

Ability 585 ERP

Adjutant

Aegis FactoryLogix MES

AIM Vision

AIMS

AMT

Asprova

BatchMaster ERP

bcFood

Cosential

CSB-System

Cybake

DBA Manufacturing

De Facto ERP

Delfoi Planner

**DELMIA Ortems Agile
Manufacturing**

Deskera MRP

Enterprise 21 ERP

Epicor ERP

**Epicor Manufacturing
Express Edition**

ERP MARK 7

ERP123

EVO~ERP

Exact Globe

Exact JobBOSS

Exact MAX

Exact Online

Expandable ERP

FactoryTalk

Fitrix ERP

FORCAM FORCE

Genius Manufacturing

Henning Visual EstiTrack ERP

In-Style ERP

RUNNERS UP

Infor Discrete
Manufacturing Essentials

Infor ERP

Infor M3 Enterprise
Management System

Infor Process Manufacturing
Essentials

InterLink QMS Platform

Intuitive ERP

JOBSCOPE

JustFoodERP

Kenandy Cloud ERP

Kinaxis RapidResponse

Kosmas

LillyWorks

Mestec Cloud MES

MISys Manufacturing

MRPEasy

NetSuite Inventory
Management

NetSuite Manufacturing
Edition

NGIMES

NolaPro

OASIS by IntelliTek

Oneir

Optessa

Oracle E-Business Suite

Oracle SCM Cloud

Planvisage SCM

PolyPM

Precision Manufacturing

ProcessPro Premier

ProfitFab ERP

PropulsionMRP

QAD Cloud ERP

QT9 Quality Management
Software

Rapid Response
Manufacturing

Resource Manager DB

Ross - ERP

S2K Enterprise

Sage X3

SAP Anywhere

SAP Business ByDesign

Schedlyzer

SCP 4.0

Sequence Enterprise

Shopfloor-Online

shopVOX

ShopVue

Simio

Slingshot Enterprise
Business Suite

SMARTer Manager

SyteLine

Tactic

RUNNERS UP

The Decision Builder

**The Plex Manufacturing
Cloud**

ToolTrack

Turnsmith

WIPtrac

WorkWise ERP

METHODOLOGY BASICS

The **FrontRunners methodology** assesses and calculates a score for products on two primary dimensions: Capability on the x-axis and Value on the y-axis.

THE CAPABILITY SCORE IS AN OVERALL WEIGHTED AVERAGE OF SCORES INCLUDING:

- » End-user ratings of one to five stars on the product's functionality.
- » End-user ratings of one to five stars on the product's ease of use.
- » End-user ratings of one to five stars on the product's customer support.
- » A score, relative to other products in the market, for the product's inclusion of key functionality for the software category.
- » A score, relative to other products in the market, representing the number of other products that integrate with it.

THE VALUE SCORE IS AN OVERALL WEIGHTED AVERAGE OF SCORES INCLUDING:

- » End-user ratings of one to five stars on overall satisfaction with the product.
- » End-user ratings of one to five stars on how valuable users consider the product to be relative to its price.
- » End-user ratings of one to five stars on how likely they are to recommend the product to others.
- » A score, relative to other products in the market, for the size of the product's customer base.
- » A score, relative to other products in the market, for the number of professionals in the market who have experience with the product (e.g., users, developers, administrators).
- » A score, relative to other products in the market, representing the total number of user reviews across the three Gartner web properties.
- » A score, relative to other products in the market, representing the average number of times per month internet users search for the product on Google.

Markets are defined by a core set of functionality, and products considered for, and included in, FrontRunners must offer that core set of functionality. Additional related functionality can contribute to the capability score for a product. To qualify for consideration in a FrontRunners quadrant, a product must have a minimum number of unique, user-submitted product reviews across the three Gartner Digital Markets web properties: [softwareadvice.com](https://www.softwareadvice.com), [capterra.com](https://www.capterra.com) and [getapp.com](https://www.getapp.com). The minimum number of reviews required per product may differ by category, but will generally be between 10 and 20 unique reviews.



Gartner

Software AdviceTM 